

### Step 1: Get Started

Send a text to: 724-749-5329 and enter the amount you wish to donate in the message area, then press send.

### Step 2: Register

You will receive a registration link. Click the link and enter your contact and payment information. Tap "Process".

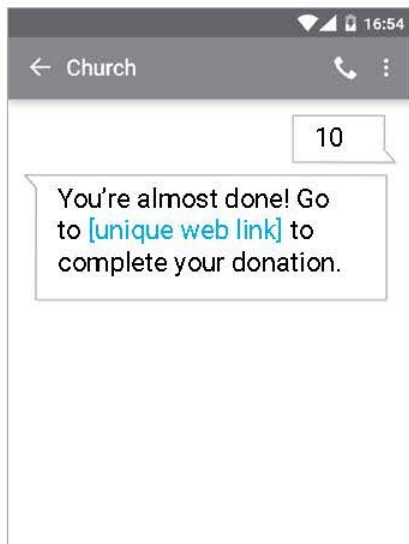
### Step 3: Give

After registration is complete, you will receive a verification text as well as a receipt via email.

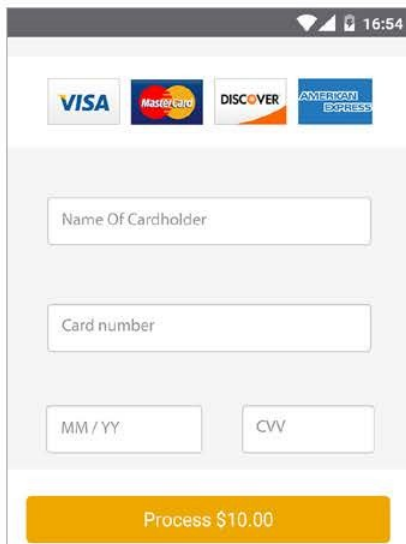
### Step 4: Repeat

For future giving, simply send a text with the amount you wish to give, and it will process automatically.

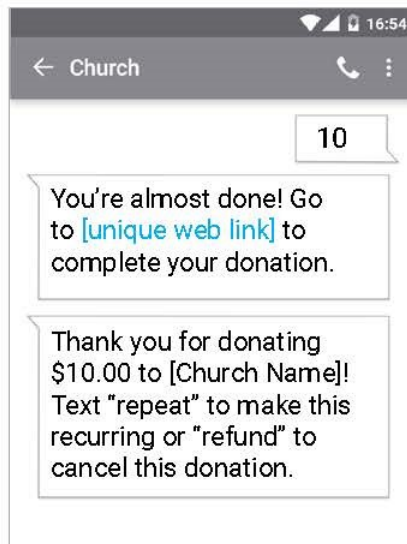
### Step 1: Response:



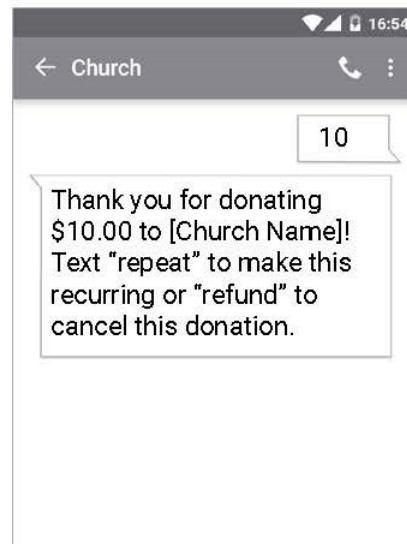
### Step 2: Response:



### Step 3: Response:



### Step 4: Response:



## Instructions for GivePlus Mobile App.

Supporting Hope's mission is as easy as 1-2-3

With GivePlus Mobile Hope members and guests can express your generosity in the moment—right from the palm of your hand.

1- Download the app  
**GIVE+** (iphone)     **GIVE PLUS+** (android)

\*Be sure the app is by Vanco Payment Solutions\*

\*Do not open the app once its downloaded, clear the app from history, go home then reopen the app on the home page\*

2- Type in the zip code: 16066 and click search.

3-Select Hope Evangelical Lutheran Church

3- Create an Account/Sign In, or click Give Now

4- Click the + at the top right and follow the steps.

By placing a ✓ to help offset the fee— will help with online donation costs!